DOOR SCHEDULE - BASE BID

BUILDING "A"

	DOOR NO	PR.	WIDTH	HEIGHT	FRAME TYPE	DOOR TYPE	HEAD	JAMB	SILL	UL LABEL	HW SET	SIGN	REMARKS
	100A	PAIR	3'-0"	7'-0"	–	–	–	–	–				NOTE 1.
	100B	PAIR	3'-0"	7'-0"	–	–	–	–	–				NOTE 1.
	100C	PAIR	3'-0"	7'-0"	–	–	–	–	–				NOTE 1.
	100D	PAIR	3'-0"	7'-0"	–	–	–	–	–				NOTE 1.
	100E	PAIR	3'-0"	7'-0"	–	–	–	–	–				NOTE 1.
	100F	PAIR	3'-0"	7'-0"	–	–	–	–	–				NOTE 1.
	100G	PAIR	3'-0"	7'-0"	–	–	–	–	–				NOTE 1.
	100H	PAIR	3'-0"	7'-0"	–	–	–	–	–				NOTE 1.
	101	2'-8"	7'-0"	1	B	1/A5	2/A5	–	20 MIN	1		●	NOTE 2.
	102A	2'-8"	7'-0"	1	B	1/A5	2/A5	–	20 MIN	4		●	NOTE 2.
	102B	2'-8"	7'-0"	1	A	1/A5	2/A5	–		1			NOTE 2.
	103	2'-8"	7'-0"	1	B	1/A5	2/A5	–	20 MIN	1		●	NOTE 2.
	104	2'-8"	7'-0"	1	C	1/A5	2/A5	–	2				NOTE 2.
	105A	2'-8"	7'-0"	1	B	1/A5	2/A5	–	20 MIN	4		●	NOTE 2.
	105B	2'-8"	7'-0"	1	A	1/A5	2/A5	–					NOTE 2.
	105C	2'-8"	7'-0"	1	A	1/A5	2/A5	–	5				NOTE 2.
	106	2'-8"	7'-0"	1	A	1/A5	2/A5	–	2			●	NOTE 2.
	107	2'-8"	7'-0"	1	B	1/A5	2/A5	–	20 MIN	1		●	NOTE 2.
	108	2'-8"	7'-0"	1	A	1/A5	2/A5	–	2			●	NOTE 2.
	109	3'-0"	7'-0"	6	D	VERIFY	VERIFY	–	6			●	NOTE 2.
	110.1	3'-0"	7'-0"	2	C	3/A5	4/A5	–	20 MIN	3		●	NOTE 4.
	110.2	3'-0"	7'-0"	2	C	3/A5	4/A5	–	20 MIN	3		●	NOTE 4.
	110	3'-0"	7'-0"	7	A	11/A5	12/A5	–	2			●	NOTE 4.
NOT USED	111												
	112A	2'-8"	7'-0"	1	C	1/A5	2/A5	–	20 MIN	4		●	NOTE 2.
	112B	3'-0"	7'-0"	7	B	11/A5	12/A5	–	5				NOTE 4.
	113	2'-8"	7'-0"	1	C	1/A5	2/A5	–	20 MIN	7		●	NOTE 2.
	114	2'-8"	7'-0"	1	A	1/A5	2/A5	–	2			●	NOTE 2.; REVERSE DOOR SWING
	115	2'-8"	7'-0"	1	B	1/A5	2/A5	–	20 MIN	4		●	NOTE 2.
	116	2'-8"	7'-0"	1	B	1/A5	2/A5	–	20 MIN	4		●	NOTE 2.
NOT USED	117												
	118	3'-0"	7'-0"	7	A	11/A5	12/A5	–	2				NOTE 4.
NOT USED	119												
NOT USED	120												
NOT USED	121												
	122	2'-8"	7'-0"	1	B	1/A5	2/A5	–	20 MIN	1			NOTE 2.
NOT USED	123												
	124A	3'-4"	7'-0"	4	A	1/A5	2/A5	–	20 MIN	4			NOTE 2.; REPLACE WINDOW GLAZING
	124B	3'-4"	7'-0"	4	A	1/A5	2/A5	–	20 MIN	4			NOTE 2.; REPLACE WINDOW GLAZING
NOT USED	125												
	126A	2'-8"	7'-0"	1	B	1/A5	2/A5	–	20 MIN	4		●	NOTE 2.
	126B	3'-0"	7'-0"	2	B	1/A5	2/A5	–	5				NOTE 4.
	127	2'-8"	7'-0"	1	A	1/A5	2/A5	–	5				NOTE 2.
	128	2'-8"	7'-0"	1	A	1/A5	2/A5	–	2				NOTE 2.
	129	2'-8"	7'-0"	1	B	1/A5	2/A5	–	20 MIN	1		●	NOTE 2.
NOT USED	130												
	131	2'-8"	7'-0"	1	B	1/A5	2/A5	–	20 MIN	1		●	NOTE 2.
	132	2'-8"	7'-0"	1	A	1/A5	2/A5	–	20 MIN	1		●	NOTE 2.
	133A	2'-8"	7'-0"	1	C	1/A5	2/A5	–	45 MIN	1			NOTE 2.
	133B	2'-8"	7'-0"	1	B	1/A5	2/A5	–	45 MIN	4			NOTE 2.
	133C	3'-0"	7'-0"	1	B	3/A5	4/A5	–	45 MIN	4		●	NOTE 4.
	134A	2'-8"	7'-0"	1	A	1/A5	2/A5	–	20 MIN	1		●	NOTE 2.
	134B	2'-4"	7'-0"	1	C	1/A5	2/A5	–	5				NOTE 2.
	134C	2'-4"	7'-0"	1	C	1/A5	2/A5	–	5				NOTE 2.
	135	2'-8"	7'-0"	1	B	1/A5	2/A5	–	20 MIN	1		●	NOTE 2.
	136	2'-8"	7'-0"	1	B	1/A5	2/A5	–	20 MIN	1		●	NOTE 2.
	137	2'-8"	7'-0"	1	B	1/A5	2/A5	–	20 MIN	1		●	NOTE 2.
	200A	PAIR	3'-0"	7'-0"	3	E	5/A5	6/A5	–		8		NEW ROOF ACCESS DOORS
	200B	PAIR	3'-0"	7'-0"	3	E	5/A5	6/A5	–		8		NEW ROOF ACCESS DOORS

NOTE 1. EXISTING DOOR, HARDWARE AND FRAME TO REMAIN - NO WORK.
NOTE 2. EXISTING FRAME TO REMAIN, NEW DOOR AND HARDWARE
NOTE 3. EXISTING DOOR AND FRAME TO REMAIN, REPAIR AND ADJUST DOOR AND HARDWARE FOR PROPER OPERATION. PAINT DOOR AND FRAME
NOTE 4. NEW DOOR, FRAME AND HARDWARE.

DOOR SCHEDULE - ALTERNATE #A-4

CAFETERIA AND GYMNASIUM

	DOOR NO	PR.	WIDTH	HEIGHT	FRAME TYPE	DOOR TYPE	HEAD	JAMB	SILL	UL LABEL	HW SET	SIGN	REMARKS
	300		3'-4"	7'-0"	–	–	–	–	–				NOTE 1.
	301		2'-4"	7'-0"	–	–	–	–	–				NOTE 1.
BASE BID	301.1		2'-4"	6'-8"	2	A	3/A5	4/A5			2.		NOTE 4.; VERIFY ROUGH OPENING DIMENSIONS.
	302		2'-4"	7'-0"	–	–	–	–	–				NOTE 1.
	303A		2'-4"	7'-0"	–	–	–	–	–				NOTE 1.
	303B		2'-4"	7'-0"	–	–	–	–	–				NOTE 1.
NOT USED	304												
	305A		3'-0"	7'-0"	–	–	–	–	–				NOTE 1.
	305B		3'-0"	7'-0"	–	–	–	–	–				NOTE 1.
	305C		3'-0"	7'-0"	–	–	–	–	–				NOTE 1.
	305D		3'-0"	7'-0"	–	–	–	–	–				NOTE 1.
	305E		3'-0"	7'-0"	–	–	–	–	–				NOTE 1.
	306A		3'-4"	7'-0"	–	–	–	–	–				NOTE 1.
	306B		3'-4"	7'-0"	–	–	–	–	–				NOTE 1.
	306C		2'-0"	7'-0"	–	–	–	–	–				NOTE 1.
	307		3'-0"	7'-0"	–	–	–	–	–				NOTE 1.
	308		3'-0"	7'-0"	–	–	–	–	–				NOTE 1.
	308A		3'-0"	7'-0"	–	–	–	–	–				NOTE 1.
	309A	PAIR	3'-0"	7'-0"	–	–	–	–	–				NOTE 1.
	309B	PAIR	3'-0"	7'-0"	–	–	–	–	–				NOTE 1.
	310A		3'-0"	7'-0"	–	–	–	–	–				NOTE 1.
	310C		3'-0"	7'-0"	–	–	–	–	–				NOTE 1.
	310D		3'-0"	7'-0"	–	–	–	–	–				NOTE 1.
	310E		3'-0"	7'-0"	–	–	–	–	–				NOTE 1.
	311A		2'-8"	7'-0"	–	–	–	–	–				NOTE 1.
	311B		2'-8"	7'-0"	–	–	–	–	–				NOTE 1.
	312	PAIR	3'-0"	7'-0"	–	–	–	–	–				NOTE 1.
	313		3'-0"	7'-0"	–	–	–	–	–				NOTE 1.
	314		3'-0"	7'-0"	–	–	–	–	–				NOTE 1.
	315		3'-0"	7'-0"	–	–	–	–	–				NOTE 1.
	316A		3'-0"	7'-0"	–	–	–	–	–				NOTE 1.
	316B		3'-0"	7'-0"	–	–	–	–	–				NOTE 3.
	317A		3'-0"	7'-0"	–	–	–	–	–				NOTE 1.
	317B		3'-0"	7'-0"	–	–	–	–	–				NOTE 3.
	318A		3'-0"	7'-0"	–	–	–	–	–				NOTE 1.
	318B		3'-0"	7'-0"	–	–	–	–	–				NOTE 1.
	319		3'-0"	7'-0"	–	–	–	–	–				NOTE 1.
	320		3'-0"	7'-0"	–	–	–	–	–				NOTE 1.
	321A		3'-0"	7'-0"	–	–	–	–	–				NOTE 1.
	321B		3'-0"	7'-0"	–	–	–	–	–				NOTE 1.
	322		3'-0"	7'-0"	–	–	–	–	–				NOTE 1.
NOT USED	323												
	324A		3'-0"	7'-0"	–	–	–	–	–				NOTE 1.
	324B		3'-0"	7'-0"	–	–	–	–	–				NOTE 1.
NOT USED	325												
	326A		3'-0"	7'-0"	5	F	7/A5	8/A5		9			NOTE 2.
	326B		3'-0"	7'-0"	5	F	7/A5	8/A5		9			NOTE 2.
	326C		3'-0"	7'-0"	5	F	7/A5	8/A5		9			NOTE 2.
	327A		3'-0"	7'-0"	5	F	7/A5	8/A5		9			NOTE 2.
	328A		3'-0"	7'-0"	5	F	7/A5	8/A5		9			NOTE 2.
	329A		3'-0"	7'-0"	5	F	7/A5	8/A5		9			NOTE 2.

NOTE 1. EXISTING DOOR, HARDWARE AND FRAME TO REMAIN - NO WORK
NOTE 2. EXISTING FRAME TO REMAIN, NEW DOOR AND HARDWARE
NOTE 3. EXISTING DOOR AND FRAME TO REMAIN, REPAIR AND ADJUST DOOR AND HARDWARE FOR PROPER OPERATION. PAINT DOOR AND FRAME
NOTE 4. NEW DOOR, FRAME AND HARDWARE.

DOOR SCHEDULE - ALTERNATE #A-4

BUILDING "B"

	DOOR NO	PR.	WIDTH	HEIGHT	FRAME TYPE	DOOR TYPE	HEAD	JAMB	SILL	UL LABEL	HW SET	SIGN	REMARKS
	400A	PAIR	3'-0"	7'-0"	–	–	–	–	–		12		NOTE 1.
	400B	PAIR	3'-0"	7'-0"	–	–	–	–	–		12		NOTE 1.
	400C	PAIR	3'-0"	7'-0"	–	–	–	–	–		12		NOTE 1.
	400D	PAIR	3'-0"	7'-0"	–	–	–	–	–		12		NOTE 1.
	401	2'-8"	7'-0"	1	B	9/A5	10/A5	–	20 MIN	4		●	NOTE 2.
	402.1	2'-8"	7'-0"	1	C	9/A5	10/A5	–	–		7		NOTE 2.
	403	2'-8"	7'-0"	1	C	9/A5	10/A5	–	20 MIN	10		●	NOTE 2.
NOT USED	404												
	405	2'-8"	7'-0"	1	B	9/A5	10/A5	–	20 MIN	4		●	NOTE 2.
	406	2'-8"	7'-0"	1	B	9/A5	10/A5	–	20 MIN	1		●	NOTE 2.
	407	2'-8"	7'-0"	1	B	9/A5	10/A5	–	20 MIN	1		●	NOTE 2.
	408	2'-8"	7'-0"	1	B	9/A5	10/A5	–	20 MIN	1		●	NOTE 2.
	409	2'-8"	7'-0"	1	B	9/A5	10/A5	–	20 MIN	1		●	NOTE 2.
	410	2'-8"	7'-0"	1	B	9/A5	10/A5	–	20 MIN	1		●	NOTE 2.
	411	2'-8"	7'-0"	1	B	9/A5	10/A5	–	20 MIN	1		●	NOTE 2.
	412	2'-8"	7'-0"	1	B	9/A5	10/A5	–	20 MIN	1		●	NOTE 2.
	413	2'-8"	7'-0"	1	B	9/A5	10/A5	–	20 MIN	1		●	NOTE 2.
	414	2'-8"	7'-0"	1	B	9/A5	10/A5	–	20 MIN	1		●	NOTE 2.
	415	2'-8"	7'-0"	1	B	9/A5	10/A5	–	20 MIN	1		●	NOTE 2.
	417	3'-8"	7'-0"	6	D	7/A5	8/A5	–		11			NOTE 2.

NOTE 1. EXISTING DOOR, HARDWARE AND FRAME TO REMAIN - NO WORK
NOTE 2. EXISTING FRAME TO REMAIN, NEW DOOR AND HARDWARE
NOTE 3. EXISTING DOOR AND FRAME TO REMAIN, REPAIR AND ADJUST DOOR AND HARDWARE FOR PROPER OPERATION. PAINT DOOR AND FRAME
NOTE 4. NEW DOOR, FRAME AND HARDWARE.

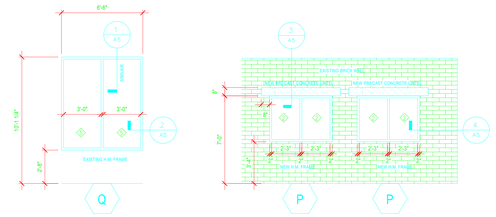

HOLLOW METAL WINDOWS

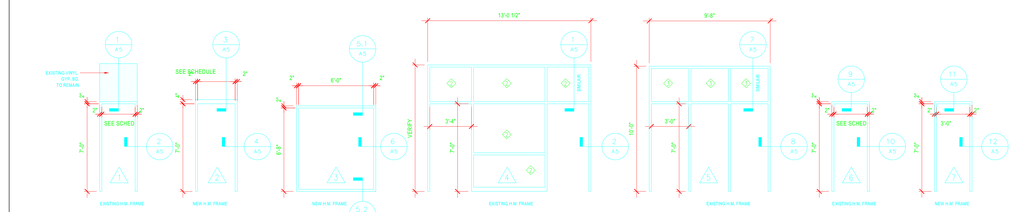

DOOR FRAME TYPES

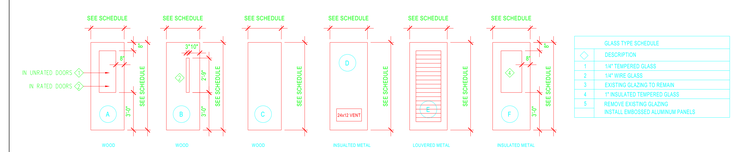

GLASS TYPE SCHEDULE	
◇	DESCRIPTION
1	1/4" TEMPERED GLASS
2	1/4" WIRE GLASS
3	EXISTING GLAZING TO REMAIN
4	1" INSULATED TEMPERED GLASS
5	REMOVE EXISTING GLAZING INSTALL EMBOSSED ALUMINUM PANELS

DOOR TYPES

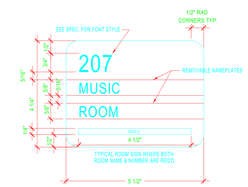

DOOR SIGN

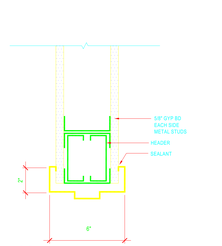

11 A5 NEW HEAD DETAIL 3"=1'-0"

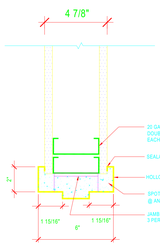

12 A5 NEW JAMB DETAIL 3"=1'-0"

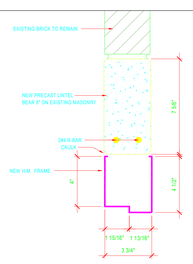

3 A5 NEW HEAD DETAIL 3"=1'-0"

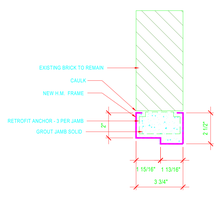

4 A5 NEW JAMB DETAIL 3"=1'-0"

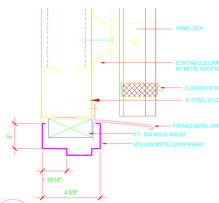

5.1 A5 NEW HEAD DETAIL 3"=1'-0"

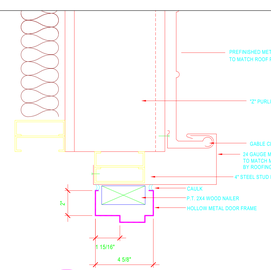

6 A5 NEW JAMB DETAIL 3"=1'-0"

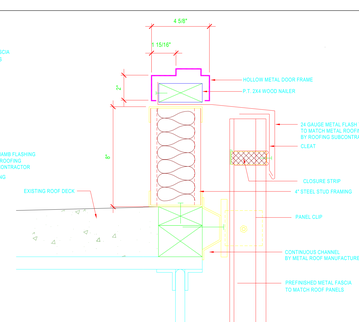

5.2 A5 NEW SILL DETAIL 3"=1'-0"

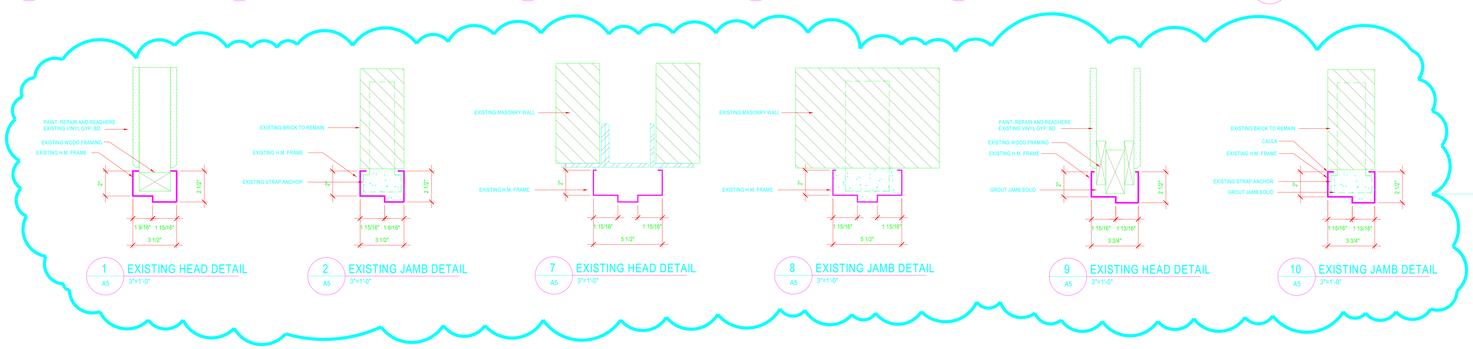

1 A5 EXISTING HEAD DETAIL 3"=1'-0"
2 A5 EXISTING JAMB DETAIL 3"=1'-0"
7 A5 EXISTING HEAD DETAIL 3"=1'-0"
8 A5 EXISTING JAMB DETAIL 3"=1'-0"
9 A5 EXISTING HEAD DETAIL 3"=1'-0"
10 A5 EXISTING JAMB DETAIL 3"=1'-0"

EXISTING HEAD AND JAMB DETAILS FOR INFORMATION ONLY

ANDREWS HIGH SCHOOL
ADDITIONS AND RENOVATIONS
Andrews, North Carolina

PADGETT & FREEMAN ARCHITECTS, P.A.
ARCHITECTURE PLANNING INTERIORS
30 Choctaw Street Asheville, NC 28801 828-254-1963

Drawing
DOOR SCHEDULE
DOOR DETAILS

Date
JANUARY 30, 2004

Sheet
A5

P&F_General\symbols.dwg
Update 5/29/2001

EXAMPLE OF TEXT STYLE TITLE

EXAMPLE OF TEXT STYLE LNOTES
EXAMPLE OF TEXT STYLE NOTES
EXAMPLE OF TEXT STYLE SNOTES
EXAMPLE OF TEXT STYLE CODE

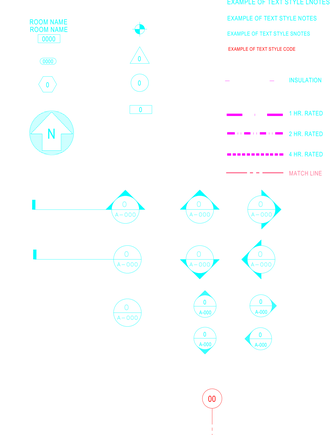

DOOR SCHEDULE - BASE BID

BUILDING "A"

NUMBER	TYPE	WIDTH	HEIGHT	FRAME TYPE	DOOR TYPE	FRAME	HARDWARE	FIRE RATING	SMOKE	SILL	LVR	LVR HT	GLASS	REMARKS
100A	1	3'-0"	7'-0"	1	1	1	1							NOTE 1
100B	1	3'-0"	7'-0"	1	1	1	1							NOTE 1
100C	1	3'-0"	7'-0"	1	1	1	1							NOTE 1
100D	1	3'-0"	7'-0"	1	1	1	1							NOTE 1
100E	1	3'-0"	7'-0"	1	1	1	1							NOTE 1
100F	1	3'-0"	7'-0"	1	1	1	1							NOTE 1
100G	1	3'-0"	7'-0"	1	1	1	1							NOTE 1
100H	1	3'-0"	7'-0"	1	1	1	1							NOTE 1
101	1	3'-0"	7'-0"	1	1	1	1							NOTE 1
102	1	3'-0"	7'-0"	1	1	1	1							NOTE 1
103	1	3'-0"	7'-0"	1	1	1	1							NOTE 1